

Scaled data based on original data using
LM-79-08 Approved Method: Electrical and Photometric Measurements of Solid-
State Lighting Products

Test Report Prepared for
Cooper Lighting Solutions
(formerly Eaton)

Brand: McGRAW-EDISON

Report Number: P387067

Luminaire Tested: **GWC-SA2D-740-U-T2**

Issue Date: 3/3/2020

Test Information

Test Method: LM-79-08
Report Number: P387067
TEST IS SCALED FROM IESNA LM-79-08 TEST DATA (G2-1903-205-12)
Test Lab: INNOVATION CENTER
Issue Date: 3/3/2020
Manufacturer: COOPER LIGHTING SOLUTIONS (FORMERLY EATON)
Product Line: MCGRAW-EDISON
Catalog Number: GWC-SA2D-740-U-T2
Description: GALLEON WALL LUMINAIRE
(2) 70 CRI, 4000K, 1200mA LIGHTSQUARES WITH 16 LEDS EACH AND TYPE II OPTICS
Light Source: -
Ballast/Driver: ELECTRONIC DRIVER

Summary

Lumens per Lamp: N/A
Luminaire Lumens: 15891 lumens
Efficiency: N/A
Efficacy: 123.2 lumens/watt
Luminous Opening: Rectangular (W 1' x L: 0.5' x H: 0')
IES Classification: Type III - Medium
BUG Rating: B2 - U0 - G3

Input Watts (W): 129
Input Voltage (V): NR
Input Current (Ain): NR
Voltage Rise (V): NR
Power Factor: NR
Total Harmonic Distortion (THDi): NR
Frequency (hertz): 60
Stabilization Time: NR
Operation Time: NR
Ambient Temperature (°C): NR
Test Distance: 24 FT

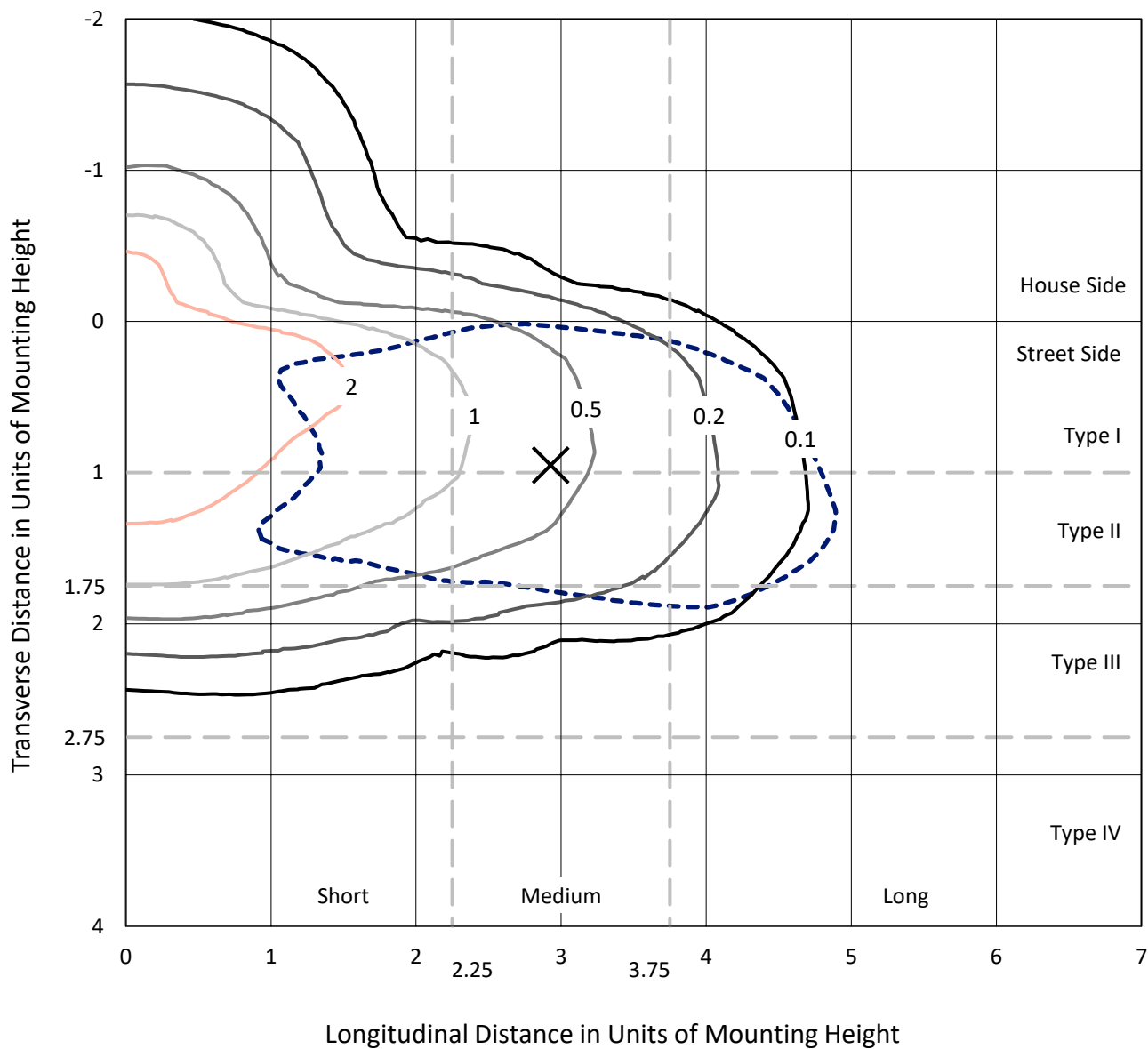


REPORT NUMBER: P387067

CATALOG NUMBER: GWC-SA2D-740-U-T2

Iso-Footcandle Lines of Horizontal Illumination

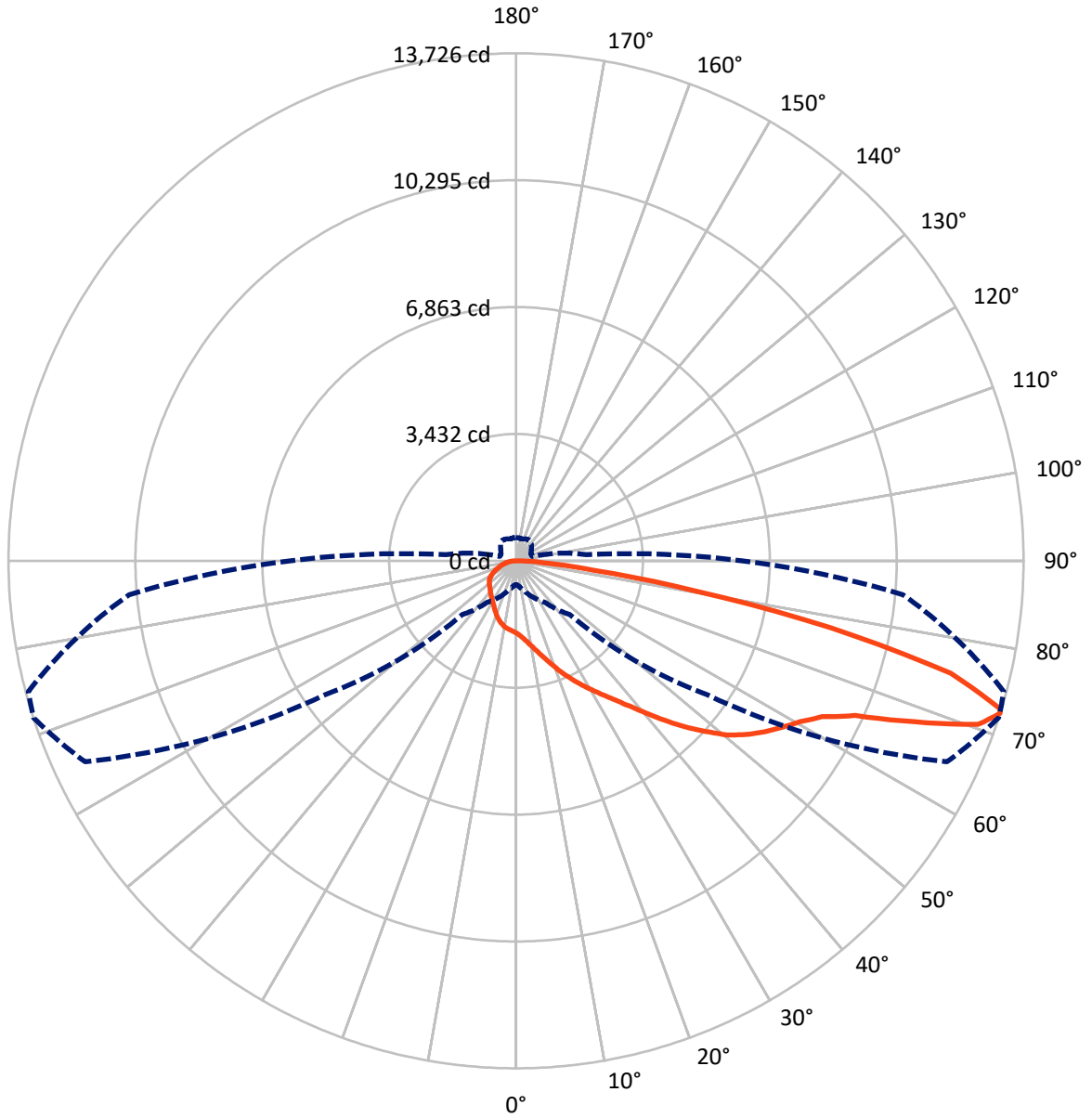
× Max cd
 - - - 1/2 Max cd



Based on 25 foot mounting height. Maximum calculated value = 4.3 fc
 Type III - Medium - N/A

REPORT NUMBER: P387067
CATALOG NUMBER: GWC-SA2D-740-U-T2

Luminous Intensity Polar Plot



— Vertical Plane Through 72-Deg Lateral - - - Horizontal Cone Through 72-Deg Vertical



REPORT NUMBER: P387067

CATALOG NUMBER: GWC-SA2D-740-U-T2

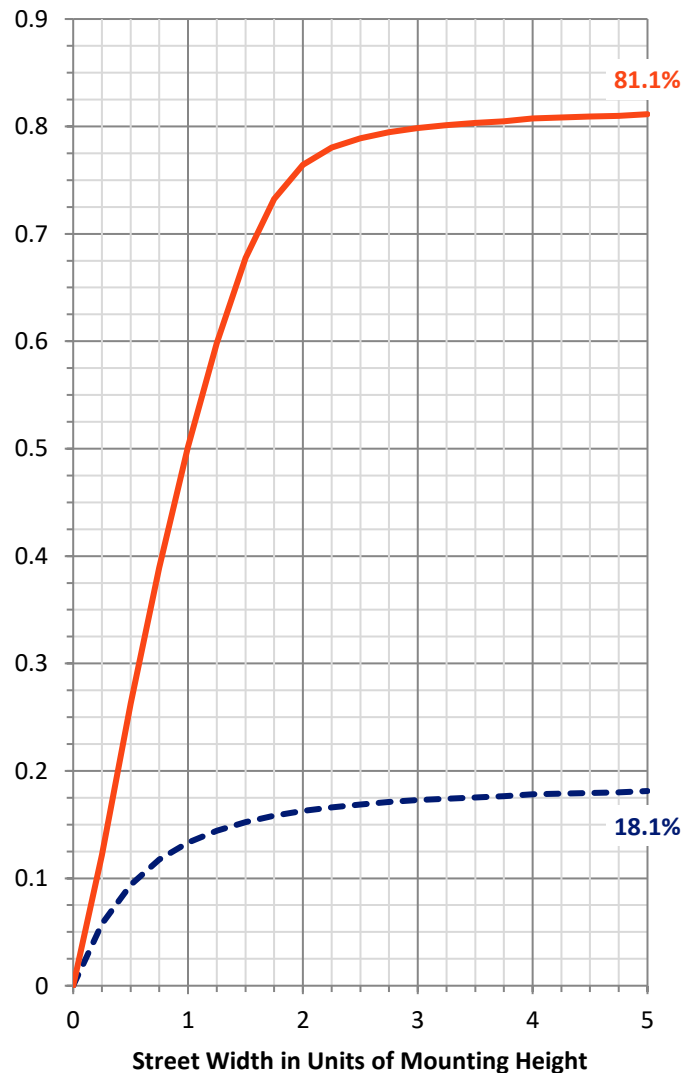
FLUX DISTRIBUTION:

		Downward	Upward	Total
House Side	Lumens	2947.9	0.0	2947.9
	% Fixture	18.6	0.0	18.6
Street Side	Lumens	12943.1	0.0	12943.1
	% Fixture	81.4	0.0	81.4
Total	Lumens	15891.0	0.0	15891.0
	% Fixture	100.0	0.0	100.0

ZONAL LUMENS:

Zone	Lumens	% Fixture
0°-10°	195.9	1.2
10°-20°	633.0	4.0
20°-30°	1109.3	7.0
30°-40°	1644.7	10.4
40°-50°	2405.6	15.1
50°-60°	3310.0	20.8
60°-70°	3685.0	23.2
70°-80°	2497.0	15.7
80°-90°	410.4	2.6
90°-100°	0.0	0.0
100°-110°	0.0	0.0
110°-120°	0.0	0.0
120°-130°	0.0	0.0
130°-140°	0.0	0.0
140°-150°	0.0	0.0
150°-160°	0.0	0.0
160°-170°	0.0	0.0
170°-180°	0.0	0.0
0°-90°	15891.0	100.0
0°-180°	15891.0	100.0

Coefficient of Utilization



REPORT NUMBER: P387067

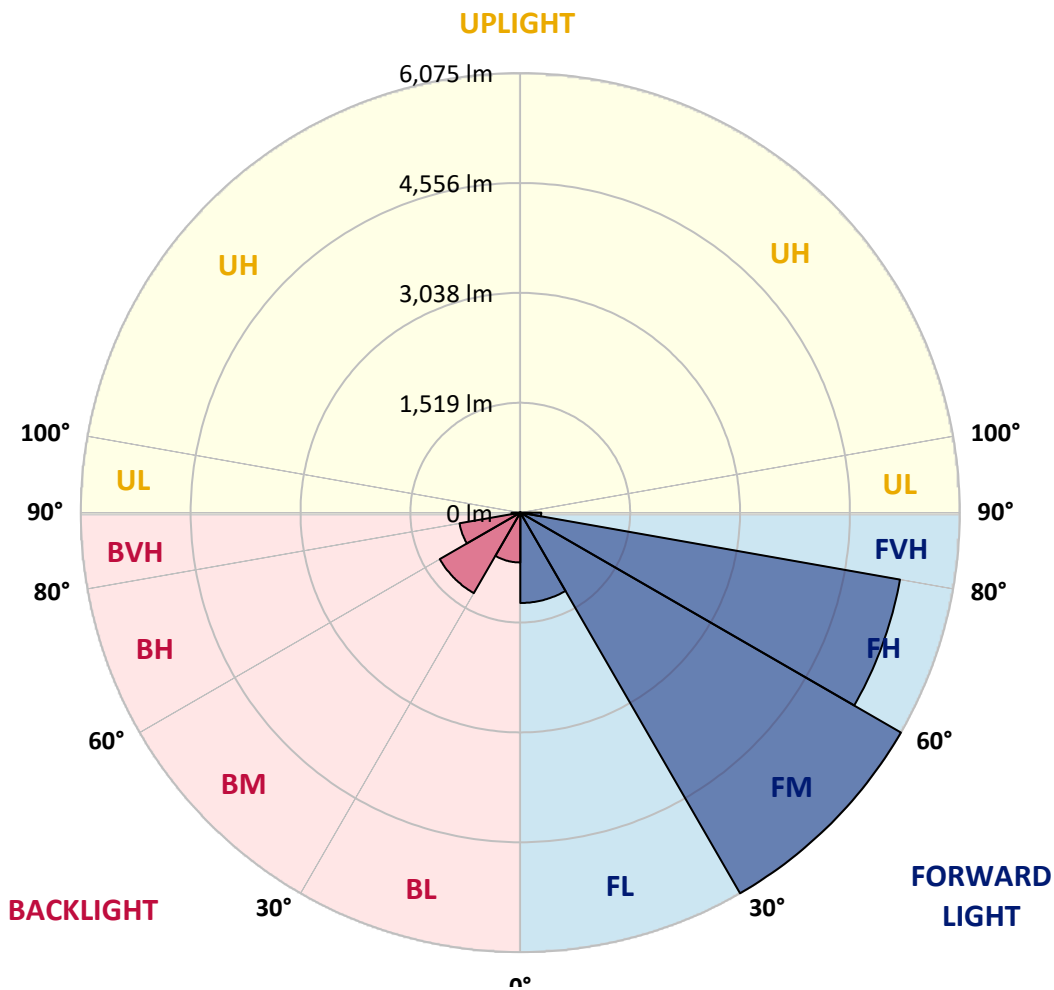
CATALOG NUMBER: GWC-SA2D-740-U-T2

LUMINAIRE CLASSIFICATION SYSTEM LUMEN TABLE AND BUG RATING:

Zone	Lumens	% Fixture	Zone Rating/Lumen Limit		
			B	U	G
FL (0°-30°)	1249.1	7.9			
FM (30°-60°)	6075.3	38.2			
FH (60°-80°)	5329.2	33.5			G3/7500
FVH (80°-90°)	289.5	1.8			G3/500
BL (0°-30°)	689.1	4.3	B2/1000		
BM (30°-60°)	1285.0	8.1	B2/2500		
BH (60°-80°)	852.9	5.4	B2/1000		G2/1000
BVH (80°-90°)	120.9	0.8			G2/225
UL (90°-100°)	0.0	0.0		U0/0	
UH (100°-180°)	0.0	0.0		U0/0	

BUG Rating: B2-U0-G3

Type III Medium





REPORT NUMBER: P387067

CATALOG NUMBER: GWC-SA2D-740-U-T2

CANDELA DISTRIBUTION (FULL):

	0°	5°	15°	25°	35°	45°	55°	65°	72°	75°	85°
0°	1955.0	1955.0	1955.0	1955.0	1955.0	1955.0	1955.0	1955.0	1955.0	1955.0	1955.0
2.5°	2159.6	2156.4	2144.9	2144.9	2123.0	2104.4	2069.4	2045.8	2017.9	2008.1	1975.3
5°	2368.7	2369.8	2355.5	2345.7	2313.4	2274.0	2214.4	2160.2	2106.0	2084.1	2016.8
7.5°	2544.3	2542.1	2538.3	2530.1	2500.0	2459.5	2379.1	2298.6	2218.7	2185.9	2069.9
10°	2657.0	2661.9	2665.2	2669.1	2656.5	2627.5	2551.4	2453.5	2349.0	2304.1	2133.4
12.5°	2713.9	2722.7	2738.0	2764.3	2785.1	2781.8	2726.5	2622.5	2498.3	2442.0	2212.7
15°	2747.3	2758.8	2782.9	2829.9	2888.5	2921.8	2907.1	2813.0	2674.5	2605.0	2309.6
17.5°	2768.1	2777.4	2814.6	2877.5	2964.5	3053.2	3092.0	3013.2	2873.7	2794.4	2420.6
20°	2782.3	2789.4	2835.9	2909.8	3022.5	3163.7	3272.0	3252.3	3093.1	2990.2	2536.6
22.5°	2814.1	2820.1	2864.4	2938.8	3063.6	3245.8	3445.5	3475.0	3324.6	3208.0	2660.8
25°	2902.7	2902.7	2939.9	2991.9	3109.0	3316.9	3592.1	3722.9	3560.9	3425.2	2775.7
27.5°	3071.8	3070.1	3083.8	3101.9	3190.5	3389.1	3722.9	3941.8	3806.1	3657.8	2887.4
30°	3272.0	3283.0	3284.6	3275.9	3317.4	3479.4	3843.8	4172.7	4052.8	3893.1	3001.7
32.5°	3529.7	3536.9	3528.6	3499.6	3493.6	3607.4	3962.5	4414.5	4319.8	4138.7	3106.2
35°	3856.9	3843.3	3817.5	3758.5	3702.1	3778.7	4098.2	4656.3	4619.7	4435.8	3250.1
37.5°	4207.7	4208.2	4176.5	4042.4	3964.7	3997.6	4285.4	4930.5	4982.5	4789.3	3434.5
40°	4488.9	4503.7	4523.4	4347.2	4246.5	4291.9	4523.4	5248.4	5411.4	5208.4	3674.7
42.5°	4685.3	4702.3	4758.1	4647.6	4543.1	4627.3	4803.5	5587.6	5892.9	5692.1	3956.0
45°	4893.3	4902.6	4942.0	4894.4	4827.6	5017.5	5119.2	5938.9	6402.3	6207.5	4270.6
47.5°	5112.1	5122.0	5162.5	5130.7	5095.7	5381.9	5448.6	6269.9	6890.4	6773.9	4606.6
50°	5382.4	5389.0	5427.3	5369.8	5380.8	5656.6	5743.0	6573.6	7402.0	7282.7	4943.6
52.5°	5751.2	5752.9	5805.9	5753.9	5702.5	5857.9	5996.3	6859.8	7803.1	7746.7	5280.7
55°	6040.1	6057.6	6231.6	6220.7	6191.1	6040.7	6208.1	7132.2	8160.9	8187.7	5638.5
57.5°	5855.7	5924.1	6276.5	6524.9	6766.7	6495.4	6494.3	7439.2	8493.6	8620.5	6031.9
60°	5128.5	5221.6	5740.8	6291.8	7048.5	7286.5	7088.5	7814.0	8829.5	9049.5	6524.9
62.5°	3662.7	3815.9	4519.6	5399.4	6662.2	7810.7	8297.7	8408.8	9286.4	9546.3	7165.6
65°	1851.6	1967.6	2557.4	3617.3	5322.8	7468.2	9612.0	9711.0	10080.4	10311.3	8152.2
67.5°	1125.0	1168.7	1456.5	2011.9	3263.3	5817.4	10041.0	11881.6	11616.8	11739.3	9558.9
70°	828.9	861.2	1040.7	1336.2	1876.8	3413.7	8724.5	13430.6	13256.6	13242.9	10598.5
72°	645.7	669.2	827.9	1079.5	1372.3	2048.0	6323.5	12858.8	13726.1	13657.1	10503.3
72.5°	612.3	633.1	777.5	1016.1	1296.8	1856.5	5685.6	12473.1	13692.2	13661.0	10380.2
75°	482.0	496.8	575.6	785.7	1015.0	1053.3	3115.5	9666.2	12146.4	12651.5	9336.2
77.5°	398.9	401.1	442.7	571.8	791.2	744.7	1530.4	6706.6	8697.7	9253.0	6613.5
80°	325.0	327.7	347.4	401.1	598.6	551.0	726.6	3856.4	4869.7	4875.8	3145.1
82.5°	258.8	259.4	281.2	293.3	430.1	394.0	416.4	1810.6	2127.9	2046.9	1130.4
85°	182.2	178.4	274.7	240.8	281.2	252.8	229.8	716.8	879.8	841.5	354.0
87.5°	60.7	62.9	122.0	155.9	164.1	143.4	102.3	274.7	332.1	329.4	112.2
90°	0.0	0.0	0.0	0.0	0.0	0.0	0.0	0.0	0.0	0.0	0.0



REPORT NUMBER: P387067

CATALOG NUMBER: GWC-SA2D-740-U-T2

CANDELA DISTRIBUTION (continued):

	90°	95°	105°	115°	125°	135°	145°	155°	165°	175°	180°
0°	1955.0	1955.0	1955.0	1955.0	1955.0	1955.0	1955.0	1955.0	1955.0	1955.0	1955.0
2.5°	1964.9	1947.3	1921.6	1893.2	1870.7	1847.8	1830.8	1822.0	1812.2	1804.0	1813.8
5°	1985.6	1952.8	1898.1	1844.5	1805.1	1770.1	1744.9	1731.8	1719.7	1711.5	1712.6
7.5°	2019.6	1966.5	1874.6	1796.3	1741.6	1703.9	1678.1	1669.4	1661.7	1659.5	1662.3
10°	2055.7	1977.4	1843.4	1739.4	1677.0	1645.9	1634.4	1640.4	1645.9	1650.8	1656.3
12.5°	2096.7	1987.3	1798.0	1672.7	1619.6	1607.6	1619.1	1645.3	1664.5	1676.0	1683.1
15°	2150.3	1996.0	1745.4	1605.9	1570.4	1584.0	1622.9	1668.3	1701.7	1723.0	1726.3
17.5°	2199.6	1995.5	1678.1	1538.6	1530.4	1570.4	1628.9	1692.9	1737.8	1767.9	1773.9
20°	2250.5	1980.7	1599.9	1473.0	1489.9	1555.6	1631.6	1708.8	1763.0	1798.0	1806.2
22.5°	2298.1	1955.0	1514.0	1413.3	1456.0	1535.9	1621.2	1699.5	1753.7	1782.1	1790.9
25°	2330.4	1910.1	1427.0	1363.0	1425.9	1511.8	1587.3	1650.2	1690.7	1705.0	1707.1
27.5°	2346.8	1851.6	1344.9	1319.2	1394.7	1472.4	1524.4	1555.6	1567.1	1566.0	1563.8
30°	2349.0	1774.4	1274.3	1283.6	1358.6	1414.4	1439.0	1433.0	1418.2	1393.1	1395.3
32.5°	2341.9	1687.4	1215.2	1249.7	1312.6	1343.8	1344.9	1315.9	1276.5	1236.6	1225.6
35°	2344.0	1602.1	1163.3	1211.4	1256.8	1270.5	1257.9	1215.2	1161.6	1110.2	1099.2
37.5°	2368.1	1527.7	1118.4	1167.1	1195.0	1198.3	1180.2	1135.4	1096.0	1045.6	1041.2
40°	2425.6	1474.6	1075.7	1117.3	1133.2	1134.8	1109.1	1077.4	1080.6	1053.8	1053.3
42.5°	2529.0	1451.6	1038.0	1065.3	1075.2	1078.5	1058.8	1038.5	1067.0	1049.5	1043.4
45°	2662.5	1457.1	1006.2	1014.4	1032.5	1047.8	1035.8	1011.2	1022.1	946.0	920.9
47.5°	2816.8	1492.1	981.1	970.7	1001.9	1030.9	1012.2	975.0	936.2	860.7	846.5
50°	2997.3	1546.3	958.1	927.4	968.5	1007.9	989.3	936.2	877.6	841.0	836.1
52.5°	3185.6	1612.5	935.1	879.8	926.3	990.4	981.1	927.4	855.2	819.1	812.5
55°	3399.0	1679.2	906.1	824.6	880.9	982.2	977.2	895.7	838.3	818.0	813.1
57.5°	3664.3	1755.3	867.8	767.1	838.3	952.6	937.3	876.6	820.7	805.4	803.8
60°	4010.1	1867.5	812.5	705.8	786.3	907.2	903.9	848.6	792.8	781.9	779.7
62.5°	4528.9	2052.9	736.5	644.6	728.3	830.0	860.1	810.9	763.3	762.7	763.8
65°	5333.2	2332.0	653.9	590.9	669.7	764.9	809.3	772.0	733.2	744.1	745.8
67.5°	6265.5	2563.5	572.9	538.4	610.1	703.1	763.3	733.2	693.3	721.7	722.3
70°	6575.8	2356.6	501.7	486.4	548.3	643.5	713.5	690.5	650.0	678.5	675.7
72°	6119.5	1902.5	455.8	447.0	501.7	594.2	669.2	650.6	610.6	629.8	622.7
72.5°	5975.5	1813.8	444.3	437.2	489.2	581.6	657.7	640.7	600.8	617.2	610.6
75°	5330.4	1575.3	381.9	383.6	426.8	520.4	593.1	587.7	546.6	548.3	546.1
77.5°	3866.2	1155.1	321.7	332.7	363.3	457.4	528.0	524.7	479.9	471.7	470.0
80°	1794.1	589.3	262.1	267.0	298.8	382.5	450.3	445.9	409.8	399.4	393.4
82.5°	614.5	280.1	197.0	200.3	231.4	308.1	390.7	387.9	357.8	337.6	325.0
85°	219.4	139.5	137.9	134.6	165.2	242.4	340.3	325.6	281.2	239.7	238.6
87.5°	71.1	59.6	71.1	70.6	96.3	164.1	247.3	210.7	204.1	169.6	166.3
90°	0.0	0.0	0.0	0.0	0.0	0.0	0.0	0.0	0.0	0.0	0.0

Signify Classified - Internal
Cooper Lighting Solutions Photometric Lab
1121 Highway 74 South
Peachtree City, GA 30269

Scaled Data Report



Report Generated By 670245982

Signify Classified - Internal
Cooper Lighting Solutions Photometric Lab
1121 Highway 74 South
Peachtree City, GA 30269

Scaled Data Report



Signify Classified - Internal
Cooper Lighting Solutions Photometric Lab
1121 Highway 74 South
Peachtree City, GA 30269

Scaled Data Report



Signify Classified - Internal
Cooper Lighting Solutions Photometric Lab
1121 Highway 74 South
Peachtree City, GA 30269

Scaled Data Report



Signify Classified - Internal
Cooper Lighting Solutions Photometric Lab
1121 Highway 74 South
Peachtree City, GA 30269

Scaled Data Report



--- HS — SS

Signify Classified - Internal
Cooper Lighting Solutions Photometric Lab
1121 Highway 74 South
Peachtree City, GA 30269

Scaled Data Report



u

Signify Classified - Internal
Cooper Lighting Solutions Photometric Lab
1121 Highway 74 South
Peachtree City, GA 30269

Scaled Data Report



Signify Classified - Internal
Cooper Lighting Solutions Photometric Lab
1121 Highway 74 South
Peachtree City, GA 30269

Scaled Data Report



(END OF REPORT)